




Architectural Art Mfg.
A division of Pitcon Architectural Metals, LLC

TECH DATA SHEET

R Series

Expansion Joint Cover System



R20-51-91 Illustrated

DESCRIPTION:

The R Series is a flat seal system for wall and ceiling expansion joint applications. It is a combination metal and elastomeric seal product allowing plus and minus 50-100% thermal and seismic movement for nominal expansion joint gaps of 1" to 24". Exterior conditions have an internal moisture barrier that can be to roof covers to evacuate water.

OPTIONS:

Wall to Wall, Corner Wall, Ceiling to Ceiling and Ceiling to Wall, mud-in drywall, with santoprene 591-65A elastomeric seals in multiple colors..

TYPICAL APPLICATIONS:

Interior and exterior wall applications for CMU and drywall in either surface or flush mounted conditions. Joints larger than 6" have an internal centering or pantograph system.

PACKAGING:

- Expansion joint aluminum components are shipped in standard 10 foot lengths.
- Elastomeric seal is boxed and shipped in continuous lengths.
- All materials and components are palletized and/or packaged in manufacturer's standard packaging.
- Aluminum profiles supplied in standard mill finish. Exposed wall profiles supplied in standard Clear Anodize finish.

PHYSICAL PROPERTIES:

Aluminum Extrusions & Plates: Conform to ASTM B221, for alloys 6063-T5 or 6061-T6.

Aluminum Sheet: Conforms to ASTM B221, for alloys 5052-H32 or 3003-H14.

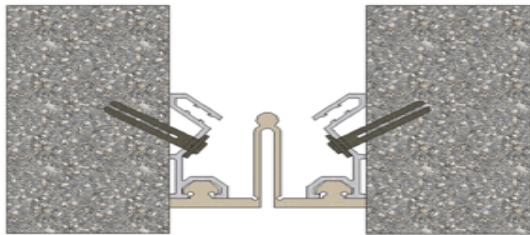
Elastomeric Seal: Conforms to ASTM C920 flexible extruded polyvinylchloride or ASTM D412 Santoprene 591-65A, 691-65A Thermoplastic Rubber in standard colors

6409 Rhode Island Avenue, Riverdale, Maryland 20737-1098
Phone (301) 927-1000 Fax (800) 897-3129

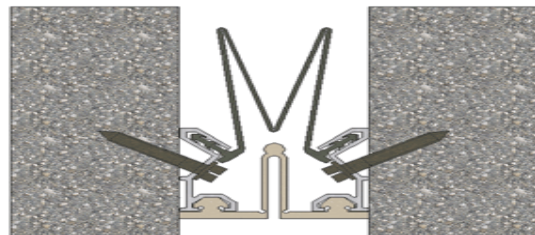


Architectural Art Mfg.
A division of Pitcon Architectural Metals, LLC

R SERIES - DESIGN OPTIONS



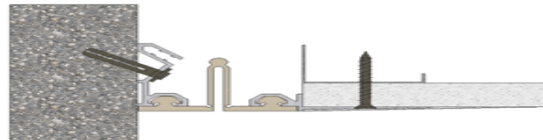
INTERIOR WALL TO WALL



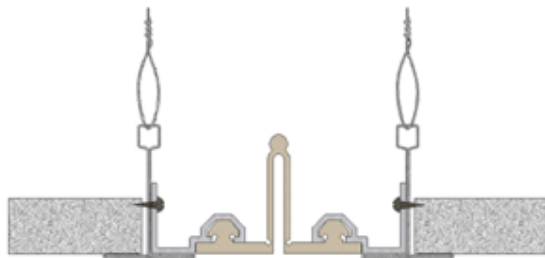
EXTERIOR WALL TO WALL



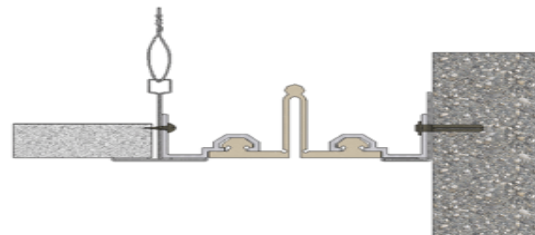
GYP WALL TO WALL



GYP CORNER WALL



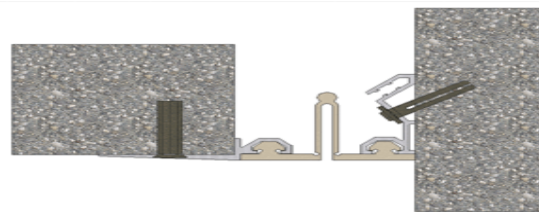
CEILING TO CEILING



CEILING TO WALL



SURFACE WALL TO WALL



SURFACE CORNER WALL

6409 Rhode Island Avenue, Riverdale, Maryland 20737-1098
Phone (301) 927-1000 Fax (800) 897-3129



Architectural Art Mfg.
A division of Pittcon Architectural Metals, LLC

R SERIES - DESIGN DESIGNATIONS				
DESIGNATION	DESCRIPTION	JOINT SIZES		MOVEMENT *
		inches	mm	
R-52	INTERIOR WALL TO WALL - MIL FIN. ALUM., ELASTOMERIC SEAL	2" - 24"	50 - 600	50% - 100%
R-51	EXTERIOR WALL TO WALL - MIL FIN. ALUM., ELASTOMERIC SEAL	2" - 24"	50 - 600	50% - 100%
R-53	GYP. WALL TO WALL - MIL FIN. ALUM., ELASTOMERIC SEAL	2" - 6"	50 - 150	50% - 100%
R-71	CEILING TO CEILING - MIL FIN. ALUM., ELASTOMERIC SEAL	2" - 6"	50 - 150	50% - 100%
R-54	SURFACE WALL TO WALL - MIL FIN. ALUM., ELASTOMERIC SEAL	2" - 6"	50 - 150	50% - 100%
R-63	GYP. CORNER WALL - MIL FIN. ALUM., ELASTOMERIC SEAL	2" - 6"	50 - 150	50% - 100%
R-72	CEILING TO WALL - MIL FIN. ALUM., ELASTOMERIC SEAL	2" - 6"	50 - 150	50% - 100%
R-64	SURFACE CORNER WALL - MIL FIN. ALUM., ELASTOMERIC SEAL	2" - 6"	50 - 150	50% - 100%

* Note : For individual movement capability, see actual detail.

Limited Warranty

Architectural Art Mfg., a division of Pittcon Architectural Metals, LLC, warrants to its purchaser that all its products will be free of material or manufacturing defects for one (1) year. Any claim brought to the attention of Architectural Art Mfg., a division of Pittcon Architectural Metals, LLC, by the customer in writing; within one year of substantial completion will be examined.

If the product has failed under the terms of the warranty, it will be replaced or repaired free of charge. Architectural Art Mfg., a division of Pittcon Architectural Metals, LLC, will not be responsible for installation costs involved in such replacement or repair, consequential or other damages of any nature. This is in lieu of all other warranties expressed or implied and is the sole warranty extended.

The right is hereby reserved to make changes from time to time in styles and construction whenever deemed advisable and to withdraw from sales any item whenever necessary. In presenting these products Architectural Art Mfg., a division of Pittcon Architectural Metals, LLC, cannot claim to serve in any but an advisory capacity and can undertake no liability. The use of our products should be modified, if necessary, to conform to local conditions and materials employed.

6409 Rhode Island Avenue, Riverdale, Maryland 20737-1098
Phone (301) 927-1000 Fax (800) 897-3129