


Architectural Art Mfg.

A division of Pittcon Architectural Metals, LLC

TECH DATA SHEET

C Series

Interior Expansion Joint Cover System



C20-54-44 Illustrated

DESCRIPTION:

The C Series is a single elastomeric system designed for floor and wall expansion joint applications. It is a combination metal and elastomeric seal product allowing plus and minus 25-50% thermal movement for nominal expansion joint gaps of 1" to 3".

OPTIONS:

Floor to Floor, Floor to Wall, New to Existing, Cast-in-place, Aluminum, Recessed, Surface Mounted and Mud-in Drywall and Plaster with smooth santoprene or v-groove vinyl elastomeric seals in multiple colors.

TYPICAL APPLICATIONS:

Interior floor expansion joint applications for use in various construction projects including: Health-Care, Transportation, Recreation, Retail, Commercial and Educational. Recommended for pedestrian loading only.

PACKAGING:

- Expansion joint aluminum components are shipped in standard 10 or 20 foot lengths.
- Elastomeric seal is boxed or spooled and shipped in continuous lengths.
- All materials and components are palletized and/or packaged in manufacturer's standard packaging.
- Aluminum floor profiles supplied in standard mill finish. Exposed wall profiles supplied in standard Clear Anodize finish.


PHYSICAL PROPERTIES:

Aluminum Extrusions & Plates: Conform to ASTM B221, for alloys 6063-T6 or 6061-T6.

Aluminum Sheet: Conforms to ASTM B221, for alloys 5052-H32 or 3003-H14.

Elastomeric Seal: Conforms to ASTM C920 flexible extruded polyvinylchloride or ASTM D412 Santoprene 591-65A, 691-65A Thermoplastic Rubber in standard colors.

6409 Rhode Island Avenue, Riverdale, Maryland 20737-1098
Phone (301) 927-1000 Fax (800) 897-3129

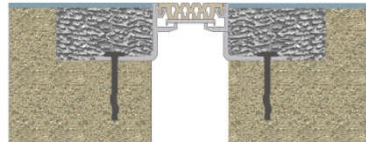


Architectural Art Mfg.


A division of Pittcon Architectural Metals, LLC

C SERIES - DESIGN OPTIONS

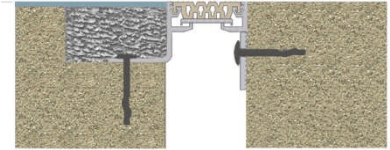
FLOOR RECESS MOUNTED



Floor to Floor

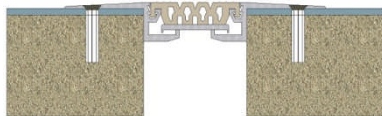


Floor to Wall

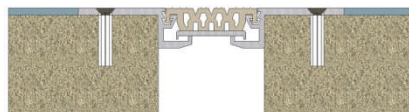


New to Existing


FLOOR SURFACE MOUNTED



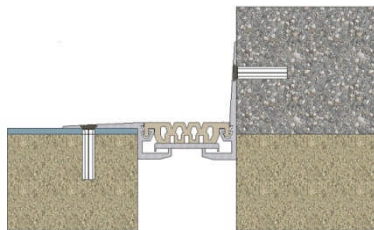
Floor to Floor



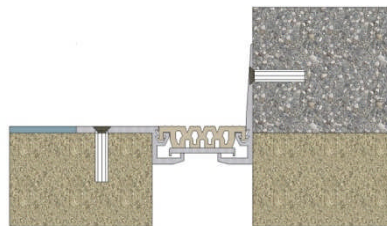
Tile - Floor/Floor



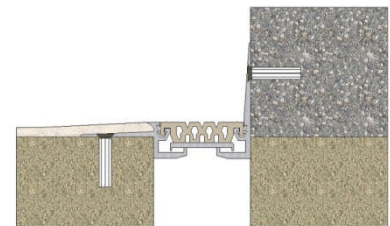
Carpet - Floor/Floor



Floor to Wall



Tile - Floor/Wall

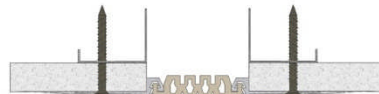


Carpet - Floor/Wall

WALL SYSTEMS



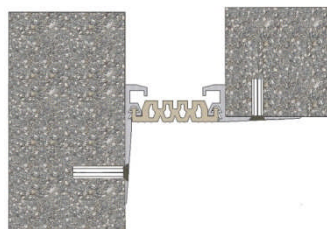
Surface Wall/Wall



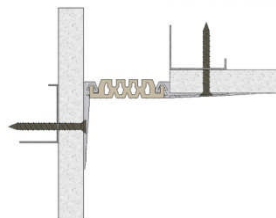
Gyp Wall/Wall




Plaster Wall/Wall



Surface Wall/Corner




Gyp Wall/Corner



Plaster Wall/Corner

6409 Rhode Island Avenue, Riverdale, Maryland 20737-1098

Phone (301) 927-1000 Fax (800) 897-3129



Architectural Art Mfg.

A division of Pittcon Architectural Metals, LLC

C SERIES - DESIGN DESIGNATIONS

DESIGNATION	DESCRIPTION	JOINT SIZES		MOVEMENT *
		inches	mm	ASTM E1399
C-11	FLOOR TO FLOOR - RECESS MOUNTED, VARIABLE HGT.	1" - 3"	25 - 50	25% - 50%
C-26	FLOOR TO FLOOR - RECESS MOUNTED, 1.5" HGT.	1" - 3"	25 - 50	25% - 50%
C-31	NEW TO EXIST. FLOOR - RECESS MTD. VARIABLE HGT.	1" - 3"	25 - 50	25% - 50%
C-33	NEW TO EXIST. FLOOR - RECESS MOUNTED, 1.5" HGT.	1" - 3"	25 - 50	25% - 50%
C-13	FLOOR TO FLOOR - SURFACE MOUNTED	1" - 3"	25 - 50	25% - 50%
C-14	FLOOR TO FLOOR - SURFACE MOUNTED - CARPET	1" - 3"	25 - 50	25% - 50%
C-27	FLOOR TO FLOOR - SURFACE MOUNTED - TILE	1" - 3"	25 - 50	25% - 50%
C-32	FLOOR TO WALL - RECESS MOUNTED VARIABLE HGT.	1" - 3"	25 - 50	25% - 50%
C-36	FLOOR TO WALL - RECESS MOUNTED 1.5" HGT.	1" - 3"	25 - 50	25% - 50%
C-34	FLOOR TO WALL - SURFACE MOUNTED	1" - 3"	25 - 50	25% - 50%
C-35	FLOOR TO WALL - SURFACE MOUNTED - CARPET	1" - 3"	25 - 50	25% - 50%
C-37	FLOOR TO WALL - SURFACE MOUNTED - TILE	1" - 3"	25 - 50	25% - 50%
C-53	WALL TO WALL - SURFACE MOUNTED	1" - 3"	25 - 50	25% - 50%
C-54	WALL TO WALL - SURFACE MOUNTED - GYP WALL	1" - 2"	25 - 50	25% - 50%
C-55	WALL TO WALL - RECESS MOUNTED - PLASTER	1" - 3"	25 - 50	25% - 50%
C-63	CORNER WALL - SURFACE MOUNTED	1" - 3"	25 - 50	25% - 50%
C-64	CORNER WALL - SURFACE MOUNTED - GYP WALL	1" - 2"	25 - 50	25% - 50%
C-65	CORNER WALL - RECESS MOUNTED - PLASTER	1" - 3"	25 - 50	25% - 50%

* Note: For individual movement capability, see Product Specific Detail.

www.archart.com

Available Colors of Vinyl and Santoprene®



Black



Brown



Beige



Gray



White

Note: all colors shown above are photographic representations only. Since the color lithography reproduction process can only approximate product color values for reference purposes, it is suggested actual samples be obtained from the manufacturer for true and accurate color selection.

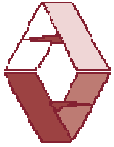
Limited Warranty

Architectural Art Mfg., a division of Pittcon Architectural Metals, LLC, warrants to its purchaser that all its products will be free of material or manufacturing defects for one (1) year. Any claim brought to the attention of Architectural Art Mfg., a division of Pittcon Architectural Metals, LLC, by the customer in writing; within one year of substantial completion will be examined.

If the product has failed under the terms of the warranty, it will be replaced or repaired free of charge. Architectural Art Mfg., a division of Pittcon Architectural Metals, LLC, will not be responsible for installation costs involved in such replacement or repair, consequential or other damages of any nature. This is in lieu of all other warranties expressed or implied and is the sole warranty extended.

The right is hereby reserved to make changes from time to time in styles and construction whenever deemed advisable and to withdraw from sales any item whenever necessary. In presenting these products Architectural Art Mfg., a division of Pittcon Architectural Metals, LLC, cannot claim to serve in any but an advisory capacity and can undertake no liability. The use of our products should be modified, if necessary, to conform to local conditions and materials

6409 Rhode Island Avenue, Riverdale, Maryland 20737-1098
Phone (301) 927-1000 Fax (800) 897-3129



Architectural Art Mfg.

Division of Pittcon Architectural Metals, LLC
manufacturer of fine quality architectural products

CLEANING & MAINTENANCE

Cleaning:

Prior to cleaning of all surfaces expansion joint systems should be cleared of loose debris and dust.

Aluminum:

- Mill finish – clean with a mixture of mild detergent and water with a clean soft cloth. Rinse with clean water and wipe dry with a soft cloth.
- Clear Anodized finish - clean with a mixture of mild detergent and water with a clean soft cloth. Rinse with clean water and wipe dry with a soft cloth. Do not use brushes or harsh chemicals that can scratch the Clear Anodized finish. After drying, a light coat of WD-40 or similar brand of lubricating/protecting spray can be applied using a soft cloth and wiped clean to preserve the finish.

PVC & Santoprene Seals:

- Clean with a mixture of mild detergent and water with a clean soft cloth. Rinse with clean water and wipe dry with a soft cloth. Harsh chemical cleaning products should not be used on the seals.

Maintenance:

Inspection of systems should be done on periodic intervals:

1. To assure screws are tight and seals are in place.
2. Visual inspection for any damage to systems or impedance of joint cover movement