

DRAIN

REV. 03/08



Architectural Art MANUFACTURING

Division of Pittcon Architectural Metals, LLC

283 SWANSON DRIVE, STE 103
LAWRENCEVILLE, GA 30043
PH: (678) 680-7373 FAX: (678) 735-0085
TOLL FREE: (800) 835-0028 web: www.archart.com

DRAIN ASSEMBLY

MODEL: DRAIN ASSEMBLY

DRAWN BY:
JW

SCALE:
NTS

DRAWING NO.:

DTL-01

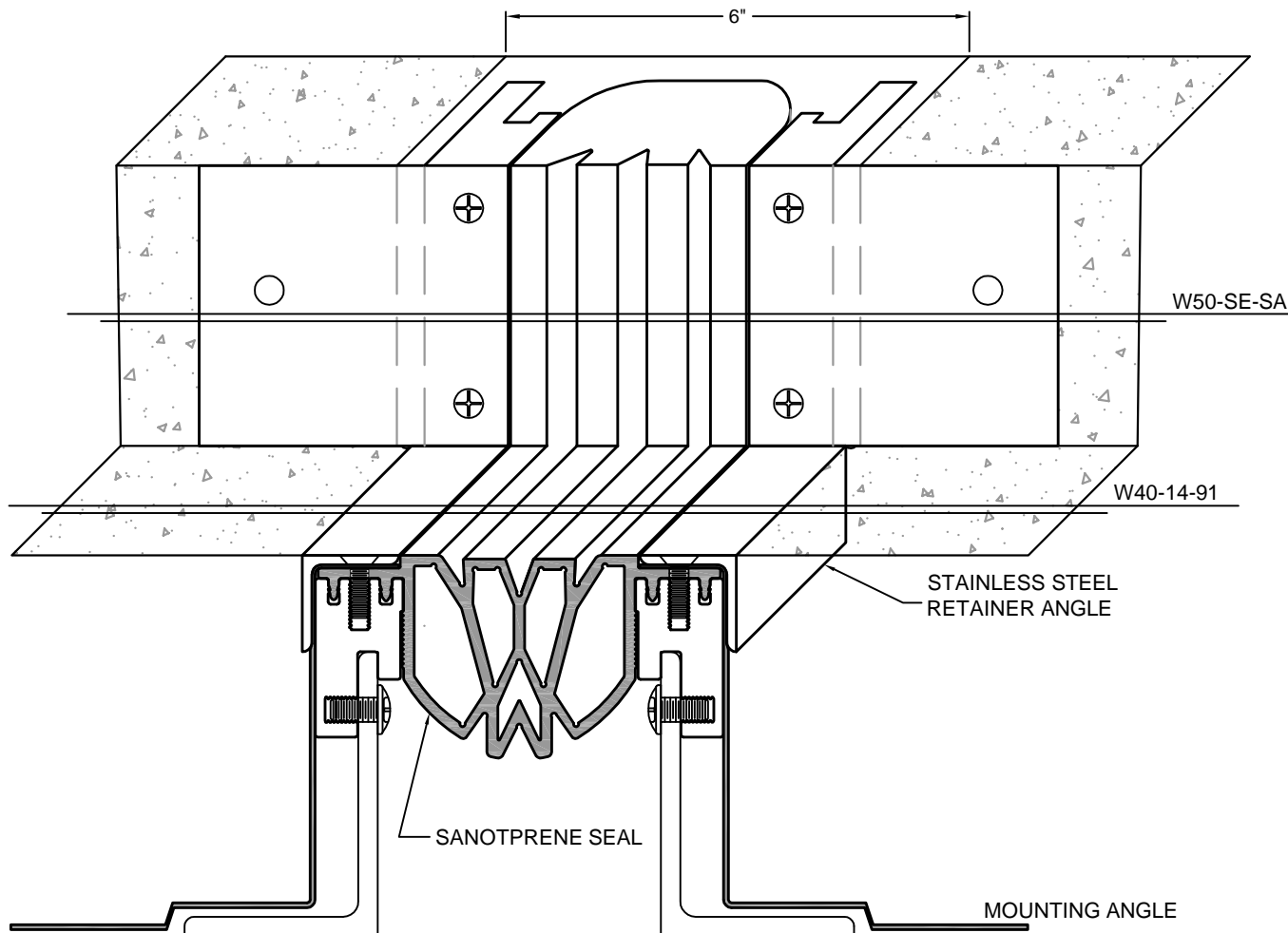
SHT. 1 OF 1

ISSUE DATE:
05/04/09

NO.	DESCRIPTION	BY	DATE

REVISIONS

The information contained herein is the proprietary property of **ARCHITECTURAL ART MFG.**, Division of Pittcon Architectural Metals, LLC. No portion of it may be reproduced by any means or used in any form except for the purpose for which it was furnished. All rights of design and invention are hereby reserved. We reserve the right to make changes in the design at our discretion.



Architectural Art MANUFACTURING

Division of Pittcon Architectural Metals, LLC
 283 SWANSON DRIVE, STE 103
 LAWRENCEVILLE, GA 30043
 PH: (678) 680-7373 FAX: (678) 735-0085
 TEL: 855-666-2222 web: www.archart.com

W30-TS-SA/W50-SE-SA TRANSITION

MODEL: W()-14-91

DRAWN BY:
JW

SCALE:
NTS

DRAWING NO.:

SHT. 6 OF 6

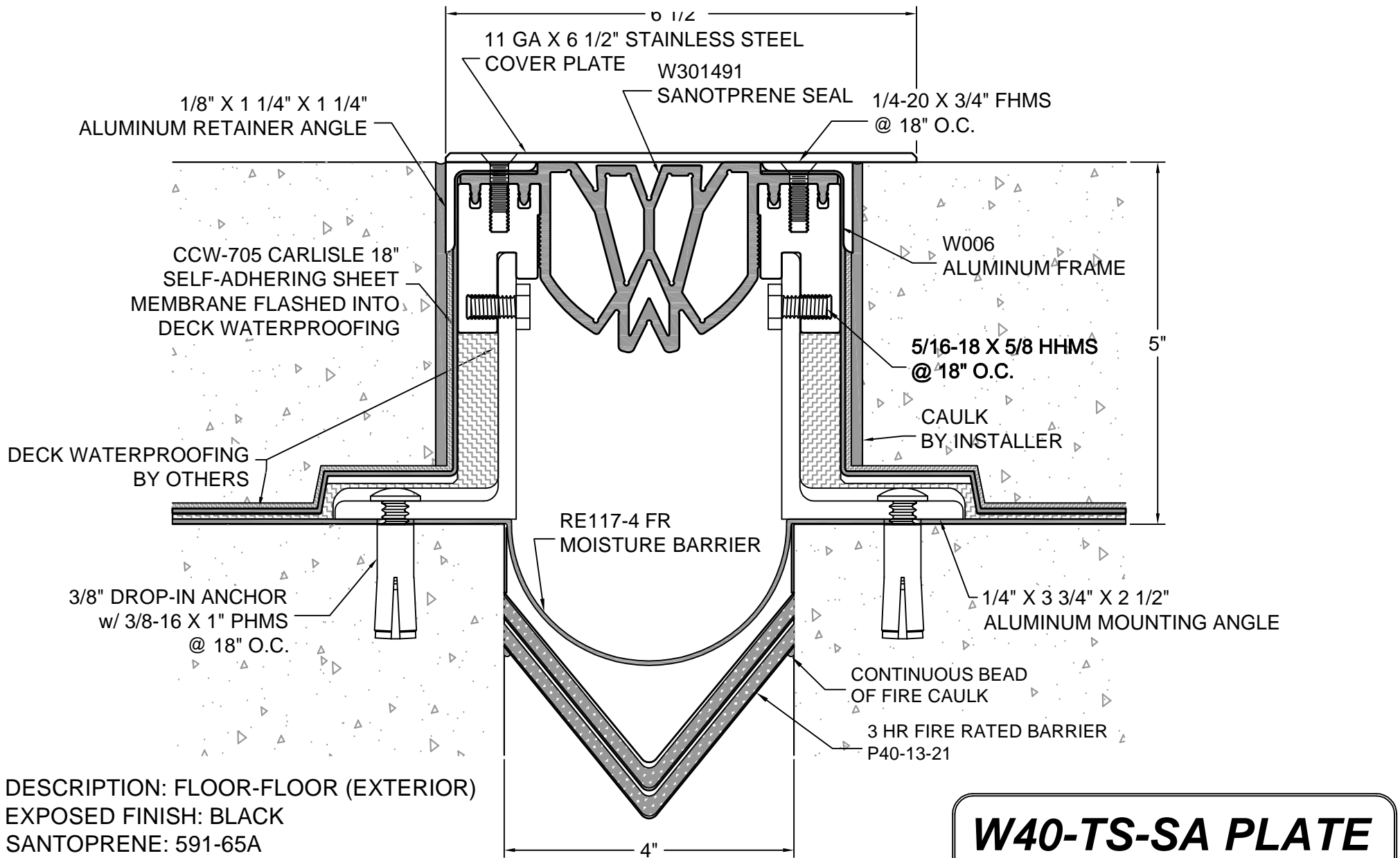
ISSUE DATE:
05/15/09

INST-06

NO.	DESCRIPTION	BY	DATE

REVISIONS

The information contained herein is the proprietary property of **ARCHITECTURAL ART MFG.**, Division of Pittcon Architectural Metals, LLC. No portion of it may be reproduced by any means or used in any form except for the purpose for which it was furnished. All rights of design and invention are hereby reserved. We reserve the right to make changes in the design at our discretion.



DESCRIPTION: FLOOR-FLOOR (EXTERIOR)
 EXPOSED FINISH: BLACK
 SANTOPRENE: 591-65A
 MOVEMENT: ±50% JOINT WIDTH
 STOCK LENGTHS:

W40-TS-SA PLATE
 REV. 10/07

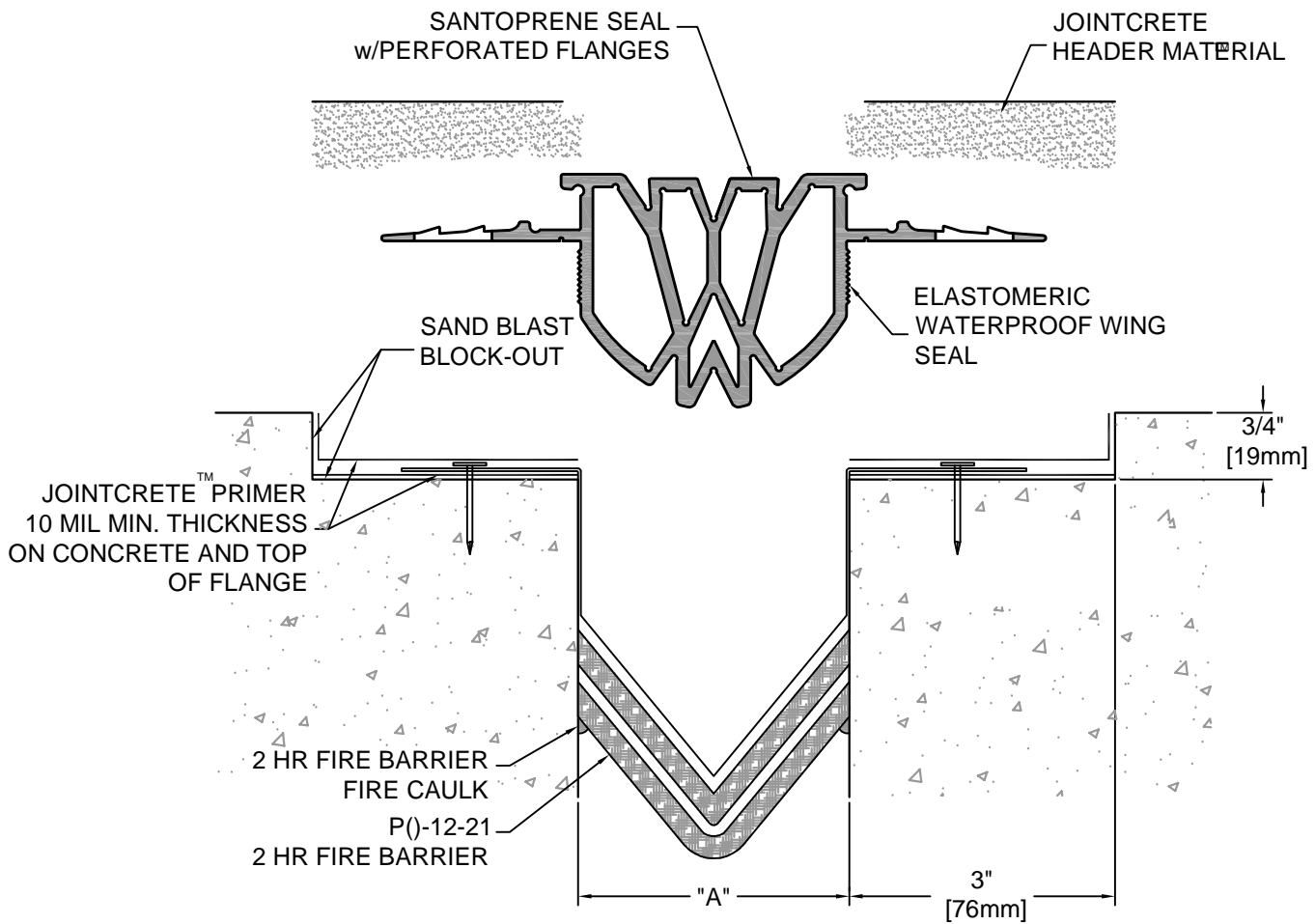


**Architectural Art
 MANUFACTURING**
 Division of Pittcon Architectural Metals, LLC
 283 SWANSON DRIVE, STE 103
 LAWRENCEVILLE, GA 30043
 PH: (678) 680-7373 FAX: (678) 735-0085
 TOLL FREE: (800) 835-0028 web: www.archart.com

WATERPROOF RATED JOINT COVER

MODEL: W40-TS-SA w/COVER		
DRAWN BY: JW	SCALE: NTS	DRAWING NO.:
SHT. 1 OF 1	ISSUE DATE: 05/15/09	DTL-01

NO.	DESCRIPTION	BY	DATE
REVISIONS			
The information contained herein is the proprietary property of ARCHITECTURAL ART MFG. , Division of Pittcon Architectural Metals, LLC. No portion of it may be reproduced by any means or used in any form except for the purpose for which it was furnished. All rights of design and invention are hereby reserved. We reserve the right to make changes in the design at our discretion.			



W()-WS-SA
REV. 08/08

DESCRIPTION: FLOOR-FLOOR (EXTERIOR)
 EXPOSED FINISH: BLACK
 SANTOPRENE: 591-65A
 MOVEMENT RANGE: REF. CHART
 STOCK LENGTHS: CONTINUOUS BETWEEN COLUMNS/DRAINS

STEP 1: PREPARE FLOOR BLOCK-OUTS AS SHOWN ON TECHNICAL DETAIL. BLOCK-OUTS SHOULD BE MADE SMOOTH AND LEVEL. SAND-BLAST BASE AND SIDES OF BLOCK-OUT AS INDICATED.

STEP 2: PREPARE JOINTCRETE PRIMER AND APPLY TO BASE OF BLOCK-OUT AT A THICKNESS OF 10 MIL MIN. THICKNESS. INSTALL FIRE BARRIER INTO JOINT OPENING. FORCE FLANGES TO INSIDE OF JOINT THROAT OPENING AND SECURE FLANGES WITH CONCRETE ANCHOR @ 12" O.C.. APPLY JOINTCRETE PRIMER TO TOP OF FIRE BARRIER FLANGE AT A THICKNESS OF 10 MIL MIN. THICKNESS.

STEP 3: INSTALL W()-11-91 SEAL INTO JOINT OPENING BEING SURE TO PRESS SEAL WINGS INTO JOINTCRETE PRIMER. PREPARE JOINTCRETE PER INSTRUCTIONS. SET PREPARED JOINTCRETE INTO BLOCK-OUTS AND PACK/TAMP TO MAKE A SMOOTH TOP FINISH.

STEP 4: AFTER APPROX. 1 HOUR REMOVE TAPE FROM TOP OF SEAL AND CONCRETE. CLEAN SEAL WITH SOAP AND WATER. REMOVE TRASH



**Architectural Art
MANUFACTURING**

Division of Pittcon Architectural Metals, LLC
 283 SWANSON DRIVE, STE 103
 LAWRENCEVILLE, GA 30043
 PH: (678) 680-7373 FAX: (678) 735-0085
 TOLL FREE: (800) 835-0028 web: www.archart.com