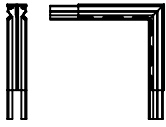

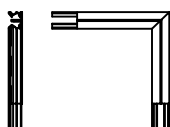
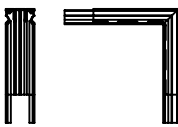

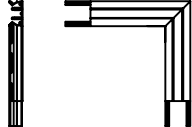
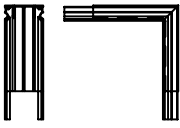
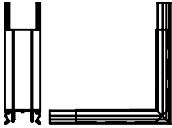
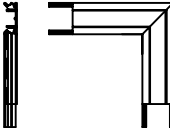
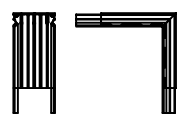
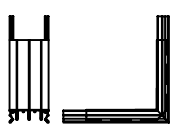
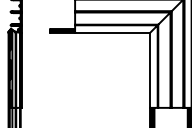
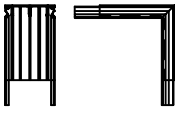
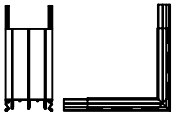
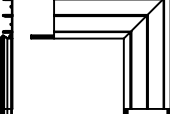


R LOCATOR

REV. 8/06

					
R20-01-LI	R20-02-LI	R20-03-LI	R30-01-LI	R30-02-LI	R30-03-LI
					
R40-01-LI	R40-02-LI	R40-03-LI	R50-01-LI	R50-02-LI	R50-03-LI
					
R60-01-LI	R60-02-LI	R60-03-LI			

CUSTOMER:		
PROJECT:		
LOCATION:		
ARCHITECT:		
CONTRACTOR:		
NOTE:		
JOB NO.:	DATE:	SCALE: (NTS)

LENGTH:	QTY:	COLOR/FINISH:



ARCHITECTURAL ART MFG., INC.
 6409 RHODE ISLAND AVE. RIVERDALE, MD 20737

